MVRU - type

• Examples of model number formation

MVRUR 1 085

MVRU Standard type
MVRUR Raydent type

Model number

Overall length of a table



Model number	Major dimension					Dimension of a table side (Next Page ☛)										
	Max. stroke	Width W ±0.1	Height T ±0.1	Length L	Quantity g	Location of a tap attached to the table				Location of a tap attached to the side						
						J	n x F	G	S	J_1	n_1 x F_1	G_1	G_2	b_1	T_3	S_1 x ℓ
MVRU 1025	12			25	0.08		-				1 x 10		2.5			
MVRU 1035	18			35	0.11		1 x 10				2 x 10		4.5			
MVRU 1045	25			45	0.15		2 x 10				3 x 10		6			
MVRU 1055	32	30	17	55	0.18	12.5	3 x 10	12.5	M2 x 0.4	18.4	4 x 10	7.5	7.5	12	2.5	M2 (Pitch 0.4) x 4
MVRU 1065	40			65	0.21		4 x 10				5 x 10		8.5			
MVRU 1075	45			75	0.24		5 x 10				6 x 10		11			
MVRU 1085	50			85	0.27		6 x 10				7 x 10		13.5			

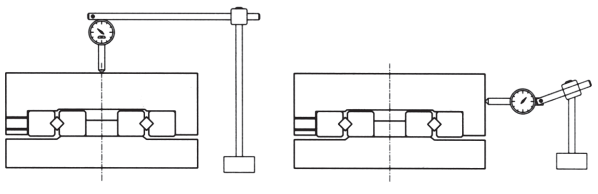

MVRUR 1

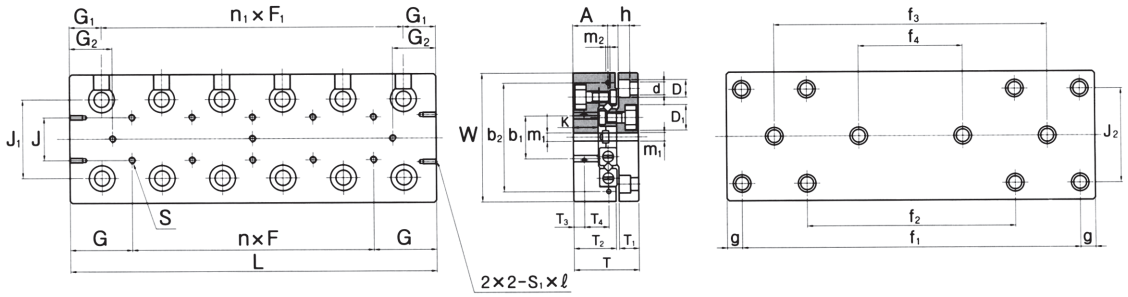

(Unit : mm)

								Size of base section Location of fixing hole							Basic load capacity		Static-permissible moment			Precision μm	
T_2	T_1	K	d x D x h	D_1	m_1	A	m_2	J_2	f_1	f_2	f_3	f_4	g	The number of rollers Z	C kN	C_0 kN	MP_0 N·m	MR_0 N·m	MT_0 N·m	⊿C	⊿D
11	5.5	6.5	2.55 x 4.1 x 2.5	4.1	M2	9	M2	22	18	-	-	-	3.5	6	0.28	0.27	0.75	0.46	1.24	2	4
									28	-	-	-		10	0.38	0.61	1.23	0.85	1.85		
									38	-	-	-		13	0.56	0.69	2.18	0.67	3.09		
									48	28	-	-		17	0.65	0.82	2.97	2.35	3.71		5
									58	38	-	-		20	0.73	0.96	3.87	3.17	4.33		
									68	48	-	-		24	0.87	0.27	6.05	5.16	5.74		
									78	58	-	-		26	0.94	1.37	7.32	6.34	6.18		

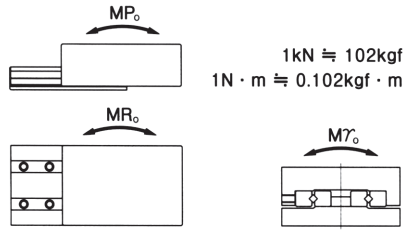

1kN ≒ 102kgf
1N · m ≒ 0.102kgf · m

MVRU - type

• Examples of model number formation

MVRUR 2 125

MVRU Standard type
MVRUR Raydent type

Model number

Overall length of a table



Model number	Major dimension					Dimension of a table side (Next Page ☛)										
	Max. stroke	Width W ±0.1	Height T ±0.1	Length L	Quantity g	Location of a tap attached to the table				Location of a tap attached to the side						
						J	n x F	G	S	J_1	n_1 x F_1	G_1	G_2	b_1	T_3	S_1 x ℓ
MVRU 2035	18			35	0.2		-				1 x 15		3			
MVRU 2050	30			50	0.26		1 x 15				2 x 15		4.5			
MVRU 2065	40			65	0.34		2 x 15				3 x 15		7			
MVRU 2080	50	40	21	80	0.42	15	3 x 15	17.5	M3 x 0.5	254	4 x 15	10	9.5	16	3.4	M2 (Pitch 0.4) x 4
MVRU 2095	60			95	0.5		4 x 15				5 x 15		12			
MVRU 2110	70			110	0.58		5 x 15				6 x 15		14.5			
MVRU 2125	80			125	0.66		6 x 15				7 x 15		17			

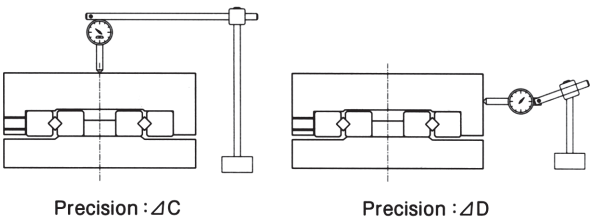

MVRUR 2

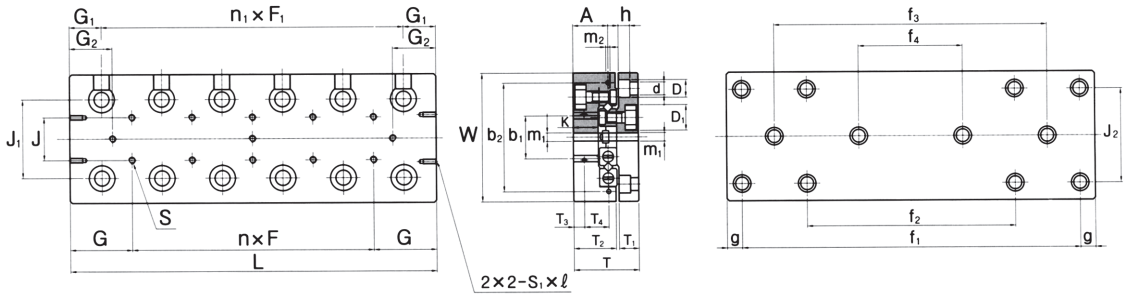

(Unit : mm)

								Size of base section Location of fixing hole							Basic load capacity		Static-permissible moment			Precision μm	
T_2	T_1	K	d x D x h	D_1	m_1	A	m_2	J_2	f_1	f_2	f_3	f_4	g	The number of rollers Z	C kN	C_0 kN	MP_0 N·m	MR_0 N·m	MT_0 N·m	⊿C	⊿D
									25	-	-	-		5	0.51	0.51	2.29	1.40	3.06		
									40	-	-	-		7	0.69	0.76	3.76	2.60	4.59		4
									55	-	-	-		9	0.85	0.98	5.62	4.17	5.89	2	
14	6.5	7.5	3.5 x 6 x 3.5	6	M3	11	M3	30	70	40	-	-	5	12	1.18	1.57	9.10	7.22	9.42		5
									85	55	-	-		14	1.27	1.76	11.8	9.70	10.5		
									100	70	-	-		17	1.47	2.06	16.7	14.1	12.3	3	6
									115	85	-	-		19	1.57	2.25	20.4	17.5	13.5		

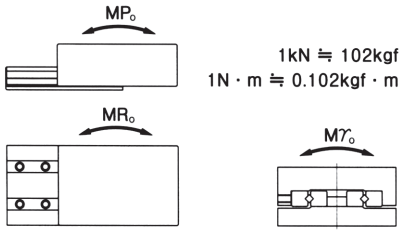

1kN ≒ 102kgf
1N · m ≒ 0.102kgf · m

MVRU - type

• Examples of model number formation

MVRUR 3 205

MVRU Standard type
MVRUR Raydent type

Model number

Overall length of a table



Model number	Major dimension					Dimension of a table side (Next Page ☛)										
	Max. stroke	Width W ±0.1	Height T ±0.1	Length L	Quantity g	Location of a tap attached to the table				Location of a tap attached to the side						
						J	n x F	G	S	J_1	n_1 x F_1	G_1	G_2	b_1	T_3	S_1 x ℓ
MVRU 3055	30	60	28	55	0.57	25	-	27.5	M4 x 0.7	39	1 x 25	39	5.5	40	5.5	M3 (Pitch 0.5) x 6
MVRU 3080	45			80	0.8		1 x 25				2 x 25		10.5			
MVRU 3105	60			105	1.03		2 x 25				3 x 25		10.5			
MVRU 3130	75			130	1.26		3 x 25				4 x 25		20.5			
MVRU 3155	90			155	1.49		4 x 25				5 x 25		25.5			
MVRU 3180	105			180	1.72		5 x 25				6 x 25		30.5			
MVRU 3205	130			205	1.95		6 x 25				7 x 25		30.5			
MVRU 4085	50	80	35	85	1.5	40	-	42.5	M5 x 0.8	53	1 x 40	22.5	10.5	55	6.5	
MVRU 4125	75			125	2.3		1 x 40				2 x 40		18			
MVRU 4165	105			165	3.1		2 x 40				3 x 40		23			
MVRU 4205	135			205	3.8		3 x 40				4 x 40		30.5			
MVRU 4245	155			245	4.6		4 x 40				5 x 40		38			
MVRU 4285	185			285	5.3		5 x 40				6 x 40		43			

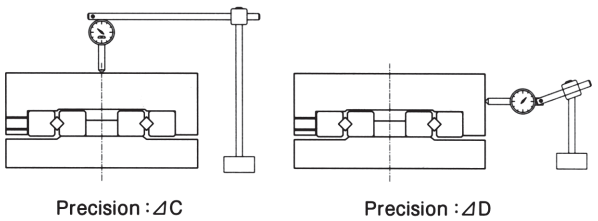

MVRUR 3

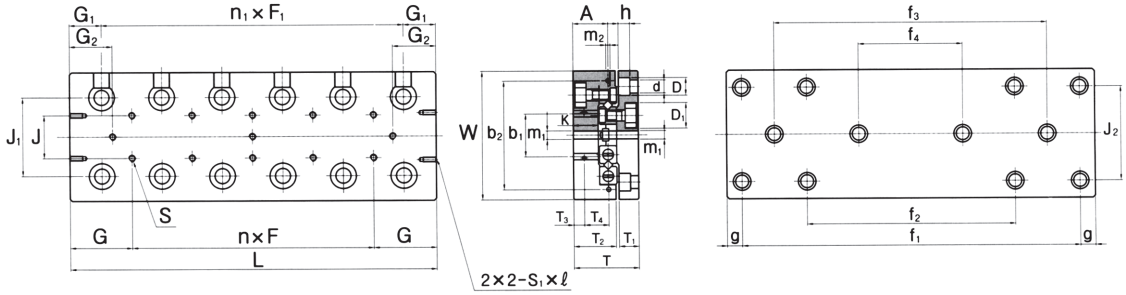

(Unit : mm)

								Size of base section Location of fixing hole							Basic load capacity		Static-permissible moment			Precision μm	
T_2	T_1	K	d x D x h	D_1	m_1	A	m_2	J_2	f_1	f_2	f_3	f_4	g	The number of rollers Z	C kN	C_0 kN	MP_0 N·m	MR_0 N·m	MT_0 N·m	⊿C	⊿D
14	6.5	7.5	3.5 x 6 x 3.5	40	M4	14.5	M4	40	35	-	-	-	10	6	1.47	1.67	9.85	6.54	15.5	2	4
									60	-	-	-		10	2.06	2.75	22.2	17.0	25.6		
									85	-	-	-		13	2.35	3.33	34.8	28.1	31.1		5
									110	-	-	-		17	2.94	4.41	55.8	47.1	41.2		
									135	-	85	-		20	3.53	5.49	74.7	64.6	51.2		
									160	-	110	-		24	4.02	6.57	104	92.3	61.2	3	6
									185	85	135	-		26	4.22	7.16	120	107	66.8		
				60		18.5		60	65	-	-	-	10	7	3.53	4.80	48.7	33.7	64.0		
									80	-	-	-		11	5.20	8.04	101	79.1	107		
									120	-	-	-		14	6.77	11.3	153	125	150		
									160	80	-	-	22.5	18	8.14	14.5	239	204	193		
									200	120	-	-		22	9.42	17.7	344	302	235		
									240	160	-	-		26	10.7	20.9	468	418	278		

